

ENVIRONMENTAL PRODUCT DECLARATION

in accordance with ISO 14025, ISO 21930 and EN 15804

Owner of the declaration:	Kebony AS
Program operator:	The Norwegian EPD Foundation
Publisher:	The Norwegian EPD Foundation
Declaration number:	NEPD-409-288-EN
ECO Platform reference number:	00000328
Issue date:	21.06.2016
Valid to:	21.06.2021

Kebony Character (Scots Pine) Cladding

Kebony AS



www.epd-norge.no



General information

Product:

Kebony Character (Scots Pine) Cladding

Program operator:

The Norwegian EPD Foundation
 Postboks 5250 Majorstuen, 0303 Oslo
 Phone: +47 23 08 82 92
 e-mail: post@epd-norge.no

Declaration number:

NEPD-409-288-EN

ECO Platform reference number:

00000328

This declaration is based on Product Category Rules:

CEN Standard EN 15804 serves as core PCR
 NPCR 015 rev1 Wood and wood-based products for use in
 construction, (validity: 2013 - 2018)

Statement of liability:

The owner of the declaration shall be liable for the
 underlying information and evidence. EPD Norway shall
 not be liable with respect to manufacturer information, life
 cycle assessment data and evidences.
 The objective of this EPD is to provide transparent and
 comparable information about the life-cycle environmental
 impacts of Kebony's product.

Declared unit:

1 m³ of Kebony Character (Scots Pine) Cladding

Declared unit with option:
Functional unit:

1 m³ of Kebony Character (Scots Pine) Cladding, planed,
 installed and maintained over 40 years

Verification:

The CEN Norm EN 15804 serves as the core PCR.
 Independent verification of the declaration and data,
 according to ISO14025:2010

internal external

Third party verifier:

Marte Reenaas

Marte Reenaas, Rambøll

(Independent verifier approved by EPD Norway)

Owner of the declaration:

Kebony AS
 Contact person: Per Brynildsen
 Phone: +47 06125
 e-mail: info@kebonny.com

Manufacturer:

Kebony Norge AS
 Havnevegen 35, N-3739 Skien, Norway
 Phone: +47 06125
 e-mail: info@kebonny.com

Place of production:

Skien, Norway

Management system:
Organisation no:

979 446 276

Issue date:

21.06.2016

Valid to:

21.06.2021

Year of study:

2015

Comparability:

EPD of construction products may not be comparable if
 they do not comply with, NPCR 015 rev1 and EN 15804
 and seen in a building context.

The EPD has been worked out by:

Nicole Lambert and Johannes Daae, Bergfald Miljørådgivere




Approved

Håkon Hauan

Håkon Hauan

Managing Director of EPD-Norway

Product

Product description:

Kebony Character (Scots Pine) is produced from sustainably managed Scots Pine from Sweden, which is treated with bio-based, renewable chemicals, giving the wood an outstanding durability and an exclusive appearance. Kebony Character (Scots Pine) is produced in Kebony's production facilities located in Skien, Norway.

Product specification:

Kebony Character (Scots Pine) Cladding is sold under different profiles. The following EPD is valid for all profiles.

The material overview below corresponds to the content in the final product and not the input quantities required to produce 1 FU of the product.

Materials	kg/m ³	%
Scots pine	530	82,8 %
Bio-based chemicals	110	17,2 %
Total	640	
Plastic foil packaging	1,65	

Technical data:

Durability class (EN-350) : 1-2

Hardness: brinell 20 - 30 N/mm²

Maximum swelling: 4 - 6%

Density: 640 kg/m³

Technical data sheets for all Kebony Character (Scots Pine) Cladding profiles are available on www.kebony.com

Market:

Europe and USA

Reference service life, product:

40 years

Reference service life, building:

LCA: Calculation rules

Declared unit:

1 m³ of Kebony Character (Scots Pine) Cladding over 40 years

The production process is divided into 3 stages:

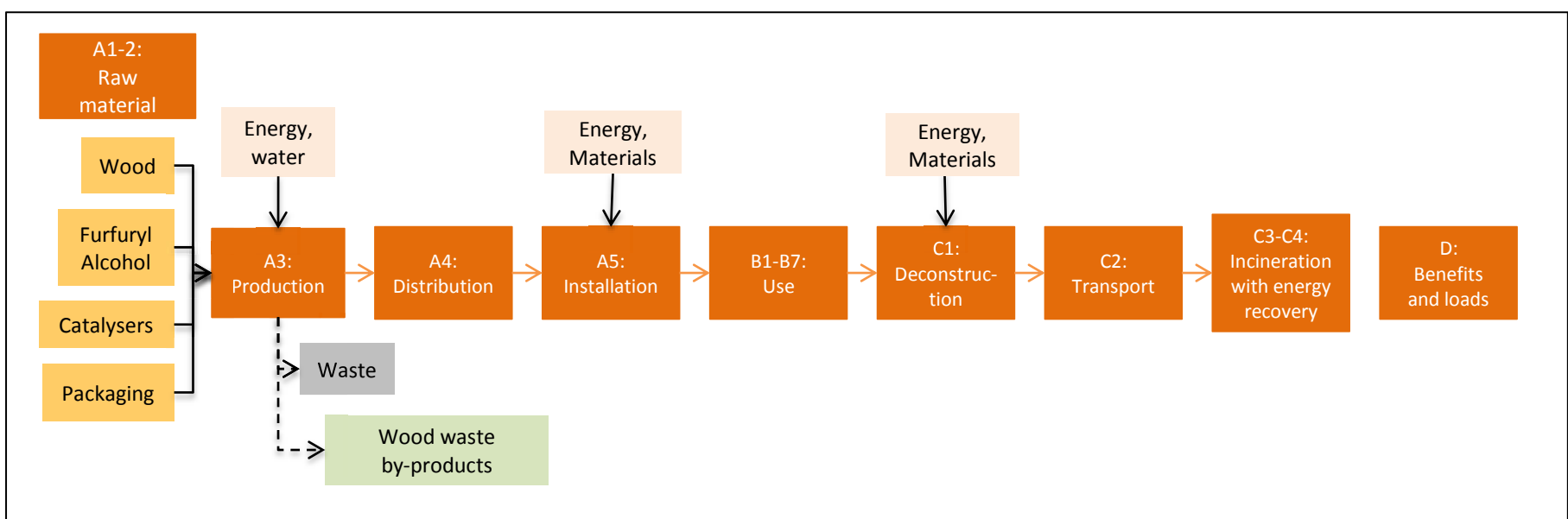
- 1) profiling
- 2) impregnation
- 3) drying

System boundary:

The scope of the study is "cradle to grave", described as A1 to C4 and D. The study takes into consideration the life cycle stages from the extraction of raw materials, production, installation, use and disposal, including all transport stages. The flowchart (Figure 1) illustrates the different stages of the product's life cycle considered.

Module D: energy under the form of heat and electricity is generated from the incineration of Kebony Character (Scots Pine) at end-of-life and is associated to the substitution of heat production from primary energy sources in Norway and Europe.

Figure 1: System boundary of Kebony Character (Scots Pine) Cladding



Data quality:

Upstream:

Specific data was acquired by sending questionnaires to suppliers. The yearly averages for 2014 are referred to in this life cycle analysis. When suppliers did not provide specific data, generic data was used.

Core process:

Specific data was acquired by using measurable consumption and emission data from Kebony's facilities for 2014. The yearly averages for 2014 are referred to. Only specific data was used to analyse the core process of the LCA.

Downstream:

Scenarios were developed and generic data was used.

Cut-off criteria:

All major raw materials and all the essential energy is included. The production process for raw materials and energy flows that are included with very small amounts (<1%) are not included. This cut-off rule does not apply for hazardous materials and substances.

Allocation:

The allocation is made in accordance with the provisions of EN 15804. Incoming energy and water and waste production in-house is allocated equally among all products through mass allocation. Effects of primary production of recycled materials allocated to the main product in which the material was used. The recycling process and transportation of the material is allocated to this analysis.

Conversion to process flows and LCI:

Conversion to primary flows and environmental effects were carried out via OpenLCA (version 1.4.2), which uses datasets from to Ecolnvent v3.1. Datasets were selected according to their technological, geographical and time related representativeness for the process assessed.

Impact assessment:

Open LCA software (version 1.4.2) was used to carry out the impact assessment of this LCA, the later refers to the CML baseline method for all impact assessment factors with the exception of the “global warming potential” which is analysed using IPCC 2013.

Biogenic carbon uptake:

The biogenic carbon uptake of the wood is estimated according to NS-EN 16449:2014. The mass of the green wood is 530 kg/m³, and the moisture content is assumed to be 12% as recommended by the standard. The biogenic CO₂ uptake from the wood is thus 867,56 kg CO₂. The biogenic carbon uptake in the furfuryl alcohol is calculated based on the stoichiometric formula for furfuryl alcohol, which is C₅ H₆ O₂. This gives a molar mass of 98/mol of which Carbon accounts for 61,2% of this mass. A Kilo furfuryl alcohol thus contains 612 grams of carbon, which in turn results in emissions of 2266 grams of CO₂ when released. 1 m³ of Kebony Character (Scots Pine) contains 101,01 kg of furfuryl alcohol, which represents the biogenic carbon uptake of 228,9 kg. The total Biogenic CO₂ uptake is thus as following:
867,56 kg CO₂ + 228,9 kg CO₂ = 1096,46 kg CO₂.

LCA: Scenarios and additional technical information

The following information describe the scenarios in the different modules of the EPD.

Transport from production place to user (A4)

The transport scenario considered for Kebony Character (Scots Pine) Cladding is based on the distribution of sales in 2014 and corresponding transport data. Datasets from Ecoinvent were referred to. The values for A4 in the rest of the document are average values.

Type	Capacity utilisation (incl. return) %	Type of vehicle	Distance km	Fuel/Energy consumption	Value (l/t)
USA (0,02%)					
Truck	42 %	lorry 16-32 metric ton, EURO5	200	0,034 l/t.km Diesel	6,80
Boat	65 %	transoceanic ship	5000	0,0025 kg/t.km heavy fuel oil	11,50
Railway	INA	freight train, diesel	2200	0,010 kg/t.km Diesel	20,01
Europe (99,98%)					
Boat	65 %	transoceanic ship	31	0,0025 kg/t.km heavy fuel oil	0,08
Truck	42 %	lorry 16-32 metric ton, EURO5	218	0,034 l/t.km Diesel	7,41

Assembly (A5)

Installation will require the use of an electric saw to adjust the size of the planks, an electric hand drill to fasten the screws/fasteners and eventually a lift/small crane. The use of a hand drill, electric saw and crane is considered negligible, <1% of the cumulative energy of the system model. Screws/fasteners are also considered negligible, <1% of the cumulative masse.

Use stage : B1- B7

The use of Kebony Character (Scots Pine) Cladding is passive and does not require resource-demanding maintenance, nor repair/replacement/refurbishment.

End of Life (C1, C3, C4)

De-construction requires minimal tools. Kebony Character (Scots Pine) will be sorted as non-hazardous treated wood at the building site and is considered to be incinerated, generating energy/heat.

	Unit	Value
Hazardous waste disposed	kg	0
Collected as mixed construction waste	kg	0
Reuse	kg	0
Recycling	kg	0
Energy recovery	kg	640
To landfill	kg	0

The transport to waste processing will vary depending on local waste management policy for wood and distance from the waste management facility. An average distance of 50km was considered.

Transport to waste processing (C2)

Type	Capacity utilisation (incl. return) %	Type of vehicle	Distance km	Fuel/Energy consumption	Value (l/t)
Truck	42 %	lorry 16-32 metric ton, EURO5	50	0,034 l/t.km Diesel	1,7

Energy recovered from the incineration of Kebony Character (Scots Pine) at end-of-life is considered to substitute electricity and heat production from primary energy resources in Norway and Europe.

Benefits and loads beyond the system boundaries (D)

	Unit	Value
electricity, high voltage, production mix Europe	25,85	kWh
electricity, high voltage, production mix Norway	209,2	kWh
heat production EU without Switzerland	8113	MJ

LCA: Results

The environmental impact categories investigated are in accordance with NPCR 015 rev1.

The results are presented for:

- Product stage, corresponding to modules A1-A3,
- Distribution, module A4
- End of life stage, corresponding to modules C2-C3
- Beyond the system boundaries, module D

The modules for which no results are presented correspond to modules not relevant for the life cycle of the product.

System boundaries (X=included, MND= module not declared, MNR=module not relevant)

Product stage		Assembly stage			Use stage							End of life stage			Beyond the system boundaries	
Raw materials	Transport	Manufacturing	Transport	Assembly	Use	Maintenance	Repair	Replacement	Refurbishment	Operational energy use	Operational water use	De-construction demolition	Transport	Waste processing	Disposal	Reuse-Recovery-Recycling potential
A1	A2	A3	A4	A5	B1	B2	B3	B4	B5	B6	B7	C1	C2	C3	C4	D
X	X	X	X	X	X	X	X	X	X	X	X	X	X	X	MNR	X

Environmental impact

Parameter	Unit	A1- A3	A4 (EU)*	A4 (USA)*	A5	B1-B7	C1	C2	C3	D
GWP	kg CO ₂ -eqv	-738,39	21,88	103,79	0,00	0,00	0,00	4,76	1119,33	-184,40
ODP	kg CFC11-eqv	0,000059	0,0000043	0,000023	0,00	0,00	0,00	0,0000009	0,000067	-0,000025
POCP	kg C ₂ H ₄ -eqv	0,110	0,0042	0,052	0,00	0,00	0,00	0,0009	0,048	-0,02
AP	kg SO ₂ -eqv	2,03	0,085	1,52	0,00	0,00	0,00	0,018	0,82	-0,38
EP	kg PO ₄ ³⁻ -eqv	0,36	0,017	0,26	0,00	0,00	0,00	0,0037	0,31	-0,14
ADPM	kg Sb-eqv	0,00120	0,000077	0,00021	0,00	0,00	0,00	0,000017	0,000079	-0,00007
ADPE	MJ	5479,24	342,58	77,80	0,00	0,00	0,00	77,80	380,80	-2707,17

GWP Global warming potential; ODP Depletion potential of the stratospheric ozone layer; POCP Formation potential of tropospheric photochemical oxidants; AP Acidification potential of land and water; EP Eutrophication potential; ADPM Abiotic depletion potential for non fossil resources; ADPE Abiotic depletion potential for fossil resources; INA: indicator not assessed (due to a lack of specific data) and that the values are considered to be insignificant. *The transport scenarios are calculated individually per functional unit.

Resource use										
Parameter	Unit	A1- A3	A4 (EU)*	A4 (USA)*	A5	B1-B7	C1	C2	C3	D
RPEE	MJ	3078,43	4,38	42,44	0,00	0,00	0,00	0,96	3,76	7247,89
RPEM	MJ	12301,71	0,00	0,00	0,00	0,00	0,00	0,00	0,00	INA
TPE	MJ	15380,14	4,38	42,44	0,00	0,00	0,00	0,96	3,76	7247,89
NRPE	MJ	5691,21	361,36	1967,41	0,00	0,00	0,00	386,78	237,72	2708,72
NRPM	MJ	73,59	0,00	0,00	0,00	0,00	0,00	0,00	0,00	INA
TRPE	MJ	5764,80	361,36	1967,41	0,00	0,00	0,00	386,78	237,72	2708,72
SM	kg	INA	0,00	0,00	0,00	0,00	0,00	0,00	0,00	INA
RSF	MJ	INA	0,00	0,00	0,00	0,00	0,00	0,00	0,00	INA
NRSF	MJ	INA	0,00	0,00	0,00	0,00	0,00	0,00	0,00	INA
W	m ³	25,00	INA	INA	0,00	0,00	0,00	INA	INA	INA

RPEE Renewable primary energy resources used as energy carrier; RPEM Renewable primary energy resources used as raw materials; TPE Total use of renewable primary energy resources; NRPE Non renewable primary energy resources used as energy carrier; NRPM Non renewable primary energy resources used as materials; TRPE Total use of non renewable primary energy resources; SM Use of secondary materials; RSF Use of renewable secondary fuels; NRSF Use of non renewable secondary fuels; W Use of net fresh water; INA: indicator not assessed (due to a lack of specific data) and that the values are considered to be insignificant. *The transport scenarios are calculated individually per functional unit.

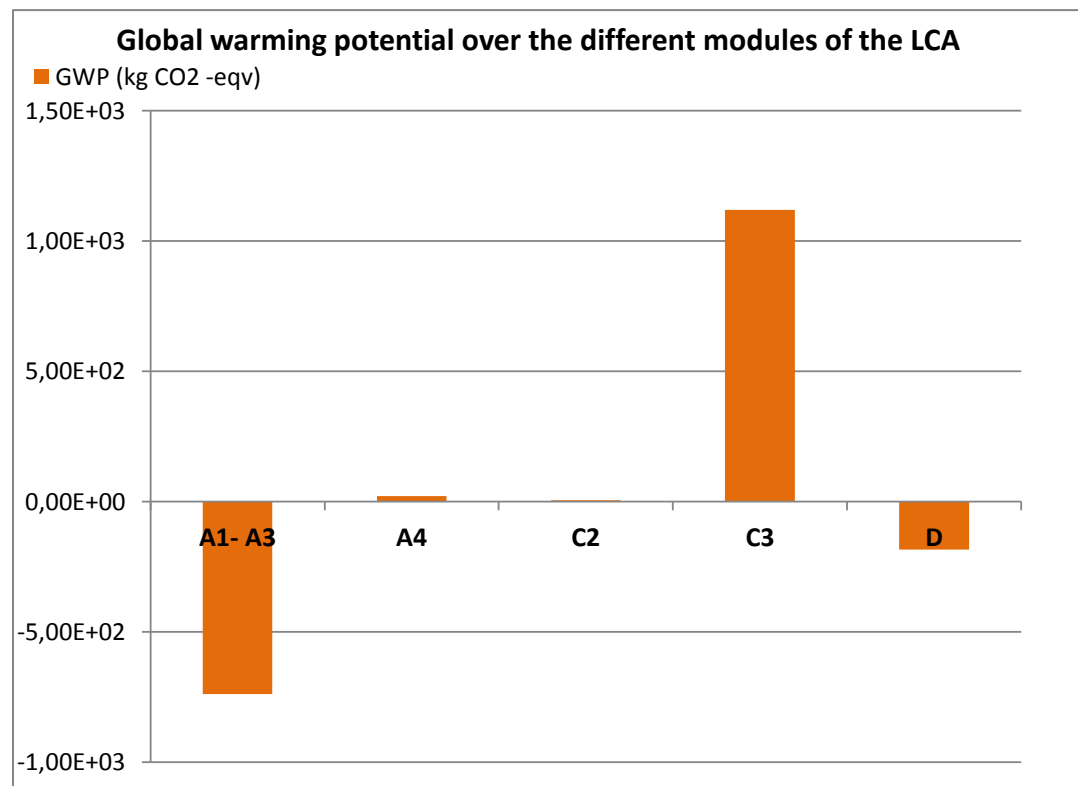
End of life - Waste								
Parameter	Unit	A1-A2	A3	A4-A5	B1-B7	C1-C2	C3	D
HW	kg	INA	1,03	INA	0,00	INA	INA	INA
NHW	kg	INA	94,00	INA	0,00	INA	640,00	INA
RW	kg	INA	0,00	INA	0,00	INA	INA	INA

HW Hazardous waste disposed; NHW Non hazardous waste disposed; RW Radioactive waste disposed; INA: indicator not assessed (due to a lack of specific data) and that the values are considered to be insignificant.

End of life - Output flow								
Parameter	Unit	A1-A2	A3	A4-A5	B1-B7	C1-C2	C3	D
CR	kg	0,00	50,00	0,00	0,00	0,00	0,00	0,00
MR	kg	0,00	0,00	0,00	0,00	0,00	0,00	0,00
MER	kg	0,00	0,00	0,00	0,00	0,00	0,00	0,00
EEE	MJ	0,00	0,00	0,00	0,00	0,00	846,18	0,00
ETE	MJ	0,00	0,00	0,00	0,00	0,00	8113,00	0,00

CR Components for reuse; MR Materials for recycling; MER Materials for energy recovery; EEE Exported electric energy; ETE Exported thermal energy

Reading example: $9,0 \text{ E-}03 = 9,0 \cdot 10^{-3} = 0,009$



Additional Norwegian requirements

Greenhouse gas emission from the use of electricity in the manufacturing phase

Electricity at Kebonys factory is Norwegian hydro power (certificate of origin)

Electricity	Amount	Unit
Norwegian Hydro power	0,00675	kgCO ₂ -eqv/kWh

The GWP is calculated from the corresponding EcolInvent 3.1 datasets, according to the IPCC 2013 method.

Dangerous substances

- The product contains no substances given by the REACH Candidate list or the Norwegian priority list
- The product contains substances given by the REACH Candidate list or the Norwegian priority list that are less than 0,1 % by weight.
- The product contain dangerous substances, more then 0,1% by weight, given by the REACH Candidate List or the Norwegian Priority list, see table.
- The product contains no substances given by the REACH Candidate list or the Norwegian priority list. The product is classified as hazardous waste (Avfallsforskriften, Annex III), see table.

Indoor environment





Not relevant the product is used for outdoor applications

Carbon footprint

Carbon footprint has not been worked out for the product.

Bibliography

ISO 14025:2010	<i>Environmental labels and declarations - Type III environmental declarations - Principles and procedures</i>
ISO 14044:2006	<i>Environmental management - Life cycle assessment - Requirements and guidelines</i>
EN 15804:2012+A1:2013	<i>Sustainability of construction works - Environmental product declaration - Core rules for the product category of construction products</i>
EcolInvent 3.1	EcolInvent 3.1 Cutoff, Swiss Centre of Life-Cycle Database. www.ecoinvent.ch
ISO 21930:2007	<i>Sustainability in building construction - Environmental declaration of building products</i>
EN 16449:2014	<i>Wood and wood based products - Calculation of the biogenic carbon content of wood and conversion to carbon dioxide</i>
Lambert and Daae, 2015	LCI/LCA report: Kebony Scots Pine Cladding, Roofing and Decking
NPCR 015 Rev1	<i>Sustainability of construction works - Environmental product declaration - Core rules for the product category of construction products</i>

 epd-norge.no The Norwegian EPD Foundation	Program operator The Norwegian EPD Foundation Post Box 5250 Majorstuen, 0303 Oslo Norway	Phone: +47 23 08 82 92 e-mail: post@epd-norge.no web: www.epd-norge.no
 epd-norge.no The Norwegian EPD Foundation	Publisher The Norwegian EPD Foundation Post Box 5250 Majorstuen, 0303 Oslo Norway	Phone: +47 23 08 82 92 e-mail: post@epd-norge.no web: www.epd-norge.no
	Owner of the declaration Kebony AS Havnevegen 35, N-3739 Skien Norway	Phone: +47 06125 e-mail: info@kebonny.com web: www.kebonny.com
	Author of the Life Cycle Assessment Bergfald Miljørådgivere Nicole Lambert Johannes Daae	Phone: + 47 99 00 53 56 e-mail: info@bergfald.no web: www.bergfald.no