

Rubio
MONOCOAT

Nørdus
the scandinavian collection

Decospan
PASSIONATE ABOUT WOOD VENEER

Rubio Monocoat meets Decospan

The Nørdus products are always delivered unfinished and should yet be treated by the processor. We already illustrate a number of possible finishes throughout the brochure. In order to do so, we relied on the expertise and creativity of two partners who are specialists in colouring and protecting wooden surfaces.

Rubio Monocoat simplifies the finish of a wooden surface to applying only one single layer. Rubio Monocoat oil features some unique characteristics. It anchors within a blink of an eye with the upper fibres of the wood via molecular binding. This ensures that these oils are ecological, high-quality and easy in use.

-

Depending on the chosen wood and design, Decospan and Rubio Monocoat have chosen three different kinds of finishing for the wood:

1. treatment with **Rubio Monocoat Oil Plus 2C**
2. treatment with **Rubio Monocoat Hybrid Wood Protector**
3. treatment with **Rubio Monocoat Precolor Easy and Oil Plus 2C**



CONTACT RUBIO MONOCOAT by Muylle Facon
Ambachtenstraat 58 | BE-8870 Izegem
+32 (0)51 30 80 54 | info@rubiomonocoat.com

www.rubiomonocoat.com

CONTACT DECOSPAN
Industriezone Grensland, Lageweg 33 | BE-8930 Menen
+32 (0)56 52 88 00 | info@decospan.com


www.decospan.com




TREATMENT 1

Rubio Monocoat OIL Plus 2C

- 1** Vacuum clean thoroughly, remove any remaining dust with RMC Cleaner. Let the surface dry.
- 2** Carefully mix and stir the 2 components.
- 3** Apply a small amount of RMC Oil Plus 2C and spread it out with a cloth or polisher with a thin beige pad.
- 4** Leave to react for a couple of minutes.
- 5** Remove all excess oil with a non-fluffy cloth or polisher with a thin white pad within 15 minutes per zone. The surface should feel hand-dry again.
- 6** In a well ventilated room, the surface can be used 24 - 36 hours after the application.



SPRING LARCH
P2C3146



CLEAN SPRUCE
Silvergrey



VIVID SPRUCE
2 x Charcoal



WILD PINE
P2C31146


TREATMENT 2

Rubio Monocoat Hybrid Wood Protector

- 1** Vacuum clean thoroughly, remove any remaining dust with RMC Cleaner. Let the surface dry.
- 2** Carefully mix up to maximum 15% of RMC Accelerator - Comp. B to the RMC Hybrid Wood Protector.
- 3** Apply a small amount of the oil and spread it out with a cloth or polisher with a thin beige pad.
- 4** Leave to react for a couple of minutes.
- 5** Remove all excess oil with a non-fluffy cloth or polisher with a thin white pad within 15 minutes per zone. The surface should feel hand-dry again.
- 6** In a well ventilated room, the surface can be used 24 - 36 hours after the application.




SPRING LARCH
White



WINTER LARCH
Grey




WINTER LARCH
Taupe




CLEAN SPRUCE
Dolphin




CLEAN SPRUCE
White



HONEY PINE
Black



SNOW BIRCH
Black



WILD PINE
Black





TREATMENT 3

Rubio Monocoat Precolor Easy & Oil Plus 2C

Application of the RMC Precolor Easy

1 Vacuum clean thoroughly, remove any remaining dust with RMC Cleaner. Let the surface dry.

2 Stir the product thoroughly and regularly with a stirring rod.

Manual application:

- Work in areas sized to allow manual touch-ups without having to treat the finished area. If necessary, use tape to tape off areas.
- Apply RMC Precolor Easy in crosswise direction using a (mohair) roller.
- Spread evenly using a lint-free cloth.

Mechanical application:

- Work in areas sized to allow manual touch-ups without having to treat the finished area. If necessary, use tape to tape off areas.
- Apply RMC Precolor Easy in crosswise direction using a (mohair) roller.
- Polish using a floor polisher with a red RMC Pad. As soon as circles are no longer visible, stop polishing (do not rub dry).
- Now, rub the borders evenly using a scrubby and a red RMC Pad.

3 Allow the surface to dry for 1 to 3 hours. The exact drying time depends on the foundation, moistening, temperature and ventilation.

Application of the RMC Oil Plus 2C: see TREATMENT 1.



CLEAN SPRUCE
Intense Black
+ Black



BELGIUM

RUBIO MONOCOAT

Bart Defrancq
bart.defrancq@rubiomonocoat.com
+32 (0)51 30 80 54

LUXEMBOURG

RUBIO MONOCOAT

Bart Defrancq
bart.defrancq@rubiomonocoat.com
+32 (0)51 30 80 54

FRANCE

RUBIO MONOCOAT FRANCE

Marie Laurence Lucotte
marielaurence@rubiomonocoat.fr
+33 (0)2 38.07.11.32

THE NETHERLANDS

RUBIO MONOCOAT THE NETHERLANDS

Lex Schaap
Lex.Schaap@rubiomonocoat.com
+31 (0)23 - 5517429

GERMANY

RUBIO MONOCOAT GERMANY

Sebastian Fischer
Sebastian.Fischer@rubiomonocoat.com
+49 (0) 176-83462710

SWEDEN & DENMARK

HØRNING PARKET A/S

Ola Gustafsson
og@horningfloor.dk
+46 733 24 55 51

FINLAND

NOVENBERG OY / NOVEWOODS

Reija Forss
info@novenberg.fi
+358 50 4345 782

NORWAY

PARKETTPARTNER

Derek Ennis
derek.ennis@islandrock.ie
+47 90 19 19 98

RUSSIA

RUBIO MONOCOAT RUSSIA

Julia & Michael Mersov
prolidex@gmail.com
+7 499 5799323

USA

RUBIO MONOCOAT USA

Jess Card
jess@rubiomonocoatusa.com
844-ZERO-VOC (937-6862) x 301

UK

RUBIO MONOCOAT UK

Simon Whittome
simon.whittome@rubiomonocoat.com
+ 44 (0) 1827 59 041

IRELAND

ISLAND ROCK DISTRIBUTORS LIMITED

Dave Morrissey
dave.morrissey@islandrock.ie
+353 87 2956771

BELGIUM**DECOSPAN BELGIUM**

Elodie Leys
elodie.leys@decospan.com
+32 (0)498 74 10 85

LUXEMBOURG**DECOSPAN LUXEMBOURG**

Elodie Leys
elodie.leys@decospan.com
+32 (0)498 74 10 85

FRANCE**DECOSPAN FRANCE**

Jean Christophe Doudies
jean.christophe.doudies@decospan.com
+33 (0)7 79 90 15 29

THE NETHERLANDS**DECOSPAN THE NETHERLANDS**

Filip Cleeren
filip.cleeren@decospan.com
+32 (0)485 02 22 10

GERMANY**DECOSPAN GERMANY**

Lieven Van Baelen
lieven.van.baelen@decospan.com
+32 (0)479 95 21 83

SWEDEN & DENMARK**DECOSPAN SWEDEN & DENMARK**

Johan Verschuere
johan.verschuere@decospan.com
+32 (0)476 21 09 21

ITALY, SPAIN & LATIN AMERICA**DECOSPAN ITALY, SPAIN & LATIN AMERICA**

Griet Fournier
griet.fournier@decospan.com
+32 (0)496 10 61 86

FINLAND**DECOSPAN FINLAND**

Johan Verschuere
johan.verschuere@decospan.com
+32 (0)476 21 09 21

NORWAY**DECOSPAN NORWAY**

Johan Verschuere
johan.verschuere@decospan.com
+32 (0)476 21 09 21

RUSSIA**DECOSPAN RUSSIA**

Johan Verschuere
johan.verschuere@decospan.com
+32 (0)476 21 09 21

USA**DECOSPAN USA**

Jeff Honerkamp
jeff.honerkamp@decospan.com
+1 (0)917 573 6775

UK**DECOSPAN UK**

Paul Crozier
paul.crozier@decospan.com
+44 (0)7721 977733

IRELAND**DECOSPAN IRELAND**

Stephen Leonard
stephen.leonard@decospan.com
+353 (0)87 2056123