



# mafi

PFLEGE

CARE  
MANUTENZIONE

# ONLINE

DEUTSCHE SPRACHVERSION:



ENGLISH VERSION:



VERSIONE ITALIANA:



VERSION FRANÇAISE:  
(disponible uniquement en ligne)



VERSIONE SPAGNOLA:  
(disponibile solo online)



# TABLE OF CONTENTS

AS SIMPLE AS WASHING YOUR HANDS	28
INITIAL CARE	29
REGULAR CARE	31
THE RIGHT CHOICE OF WOOD FLOOR SOAP	32
MAFI WOOD FLOOR SOAP	34
MAFI CARE OIL BALSAM	35
MAFI NATURAL WOOD FLOOR CARE SET	36
MAFI ANTI GREY DEEP CLEANER	37
SPOT STOP GREASE STAIN REMOVER	38
COTTON POCKET MOP	39
WIPING SYSTEM MAFI SET ULTRASPEED PRO	40
HAND PADS	41
ROOM CLIMATE	42
SIGNS OF USE AND STAINS	44
TIPS AND TRICKS	45
SERVICE	46
MAFI MEMBERS CLUB AND FLOOR REGISTRATION	47

# mafi

## WALK ON ART

Wood in its natural form has accompanied mankind since a long time. This unique natural substance interacts with all the senses, starting with smell, onto the appearance and up to body warmth haptic.

We at mafi focus heavily on the natural and responsible processing of wood, which in turn results in advantages for you as customers. Our natural wooden floors clean the air, influence the room climate and give off warmth. If one gives the wood a little time, it regenerates small traces of wear by itself. The only service we in return must give is a regular care with water and soap. The wood reacts in a similar way as our skin. Water alone dries our skin out, and only by the addition of soap or the like does our skin remain supple and cared for.

We have therefore combined the cleaning and care process into one step. Our Wood Floor Soap has a very high fat content which in the long run cares for and soothes the wood fibres. Additionally, this binds the dirt and makes it easier to wash away. Moreover, the soap has an antibacterial as well as antiseptic effect.

So, think about your mafi natural wooden floor at least once a month – it will thank you for it with decades of loyalty!



# AS SIMPLE AS WASHING YOUR HANDS


The mafi care recommendations are a key component for the retention of the value of your mafi natural wooden floor. The right and regular care ensure you will enjoy all the advantages of a natural wooden floor. Therefore, please read our care recommendations thoroughly.



Our natural wood floors are cleaned and maintained at the same time with the matching mafi wood floor soap. In addition to the soap, you need a cotton mop and warm water.



mafi expressly points out that for the retention of the value of your mafi natural wooden floor, only mafi care products has to be used. If any non-mafi products are used, all warranty terms become invalid.



We would be glad to also advise you personally. You can reach us at [service@mafi.com](mailto:service@mafi.com) and during our opening hours by telephone on +43 7746 2711 300.



You can also find everything on the subject of care on our website.

# INITIAL CARE

mafi natural wooden floors are already oiled once in our factory. In order to ensure a perfect surface, the floor must be lightly re-oiled once after installation. This should be performed by the relevant experts to ensure the optimal result.

The floor is already carefully walkable again after 24h without street shoes or with mafi felt slippers.

If required, the floor can be covered with a breathable protective cover once the floor has dried after the re-oiling. This helps to prevent damage and contamination during the construction phase. The relevant floor-protection mats are available from mafi and mafi partners.

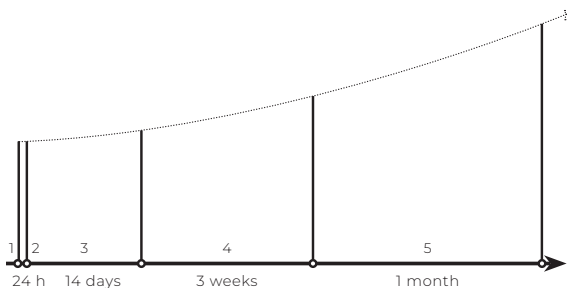
mafi deliberately refrains from using additional chemical accelerators in the interest of healthy living. As a result, the oil needs up to 14 days to harden in the wood. During this time, no liquids may get onto the floor surface, as these may lead to the formation of stains.

The primary purpose of the soap care at the beginning is to quickly introduce sufficient grease into the wood and thus increase the resistance of the surface. Subsequent regular maintenance additionally increases the resistance of the surface while cleaning it at the same time.

The following five steps illustrate the process:



Surface quality increases with soap care



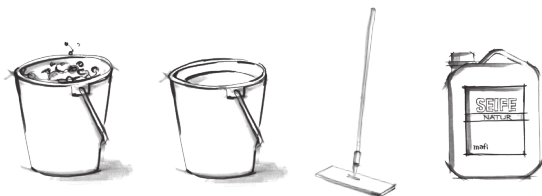
#### 5 STEPS

1. Re-oiling on site: The floor has to be slightly re-oiled and polished after installation by professionals, in order to ensure an optimal surface.
2. Allow the Wood Floor Oil to soak in: After 24 hours, the floor can again be walked upon carefully.
3. Oil penetration of the plank: During the first 14 days no liquids should come into contact with the floor.
4. Care buildup: Over a period of three weeks, the floor should be wiped once a week with warm water and mafi Wood Floor Soap. Depending on individual room climate, the time between wiping may be significantly shortened.
5. Regular Care: In an average private home, it is enough to wipe the floor once a month with warm water and mafi Wood Floor Soap – otherwise just vacuum.

# REGULAR CARE

## Basic equipment

- Two buckets
- A cotton cloth mop
- mafi Wood Floor Soap



## CLEANING AND CARE IN ONE

1. Fill both buckets with warm water.
2. Add the suitable mafi Wood Floor Soap into one of the two buckets (125 ml soap and 5 l of water). This two bucket principle ensures the clean soapy water does not get mixed with the dirty water.
3. Starting at the edge of the room, wipe the soapy water mixture in the direction of the door/exit using a cotton cloth mop (mafi Vulcano floors should only be lightly wiped).
4. After a short soak time, the surplus water should be wiped off with the cotton cloth mop. The mafi Wood Floor Soap dissolves the dirt from the pores and the contaminations are then removed from the wood with the second wipe of the mop.
5. Thereafter, the cotton cloth mop is washed out with clean water in the second bucket.
6. Finally, steps 3–5 are repeated for the remaining floor area.



# THE RIGHT CHOICE OF WOOD FLOOR SOAP

mafi natural wood floors are available with different oiling. mafi Wood Floor Soaps are also available according to the natural oil colours.

- **natural oiled:** mafi Wood Floor Soap natural
- **white oiled:** mafi Wood Floor Soap white
- **grey oiled:** In order to retain the colour of the grey oiled natural wood floors, we recommend mafi Wood Floor Soap natural. The mafi Wood Floor Soap grey leads to a somewhat darker surface over time.
- **extreme white oiled:** mafi Wood Floor Soap white
- **deep white natured:** mafi Wood Floor Soap white
- **1 x natural oiled / 1 x white oiled:** The mixed oiling results in mid-tone of natural and white oiled floors. Therefore, an alternating care using the mafi Wood Floor Soap natural and the mafi Wood Floor Soap white should be used.
- **Silver natured:** mafi Wood Floor Soap natural
- **graphite grey oiled:** mafi Wood Floor Soap grey
- **raw wood look:** mafi Wood Floor Soap natural

The mafi Wood Floor Soap serves as both the cleaning and regular care, and thus the mafi Care Oil Balsam is used to freshen up floors. Please use the following table detailing the care solution / surface combination.

	WOOD FLOOR SOAP NATURAL	WOOD FLOOR SOAP WHITE	WOOD FLOOR SOAP GREY	CARE OIL BALSAM NATURAL	CARE OIL BALSAM WHITE
natural oiled	X			X	
white oiled		X		X	
grey oiled	X		X	X	
extreme white oiled		X		X	
deep white oiled		X		X	
1 x natural oiled / 1 x white oiled	X	X		X	
Silver natured	X			X	
graphite grey oiled			X	X	
raw wood look	X			X	

## POSSIBILITY FOR INDIVIDUALISATION

The mafi Wood Floor Soap can also be seen as a chance to individualise and change your natural wood floor. A switch of the mafi Wood Floor Soap can be used to change the colour of the wood floor in nuances.

In this way, a naturally oiled floor can be brightened somewhat with regular use of white mafi Wood Floor Soap. This effect can be useful in some situations. However, a basic change of the original oiling is not possible.

The changed colour resulting from the mafi Wood Floor Soap is temporary and can be returned to the original colour by switching back to the original soap.

# MAFI WOOD FLOOR SOAP

## SHORT INFO · CARE, CLEANING, PROTECTIVE LAYER CONSTRUCTION

The mafi Wood Floor Soap is the central cleaning and maintenance solution for mafi natural wood floors. The soap is simply mixed with the cleaning water (125 ml soap to 5 l of water).

The mafi Wood Floor Soap has a very high fat content and acts as a light re-oiling of the floor. Thus the wood fibres remain supple and flexible. Dirt gets bound to the fat and is therefore easier to remove. The mafi Wood Floor Soap must be shaken well before use.

---

### Version

Wood Floor Soap natural  
Wood Floor Soap white  
Wood Floor Soap grey

### Container Sizes

1l - 2,5l - 5l  
1l - 2,5l - 5l  
2,5l

---



# MAFI CARE OIL BALSAM

## SHORT INFO · REFRESHES, SHINES, QUICK DRYING

mafi Care Oil Balsam is an oil emulsified in water and used to refresh the floor. Additionally, the surface is coated which results temporarily in increased robustness. The Care Oil Balsam can pure be applied with a flat cotton mop. With the help of a sheep's wool pad, the floor can be re-polished to create a beautiful shine. The floor is fully dry again after approx. four hours.

Yield per litre: approx. 15 m<sup>2</sup> (depending on absorption rate of the wood).

---

### Version

Care Oil Balsam natural

Care Oil Balsam white

### Container Sizes

2,5 l

2,5 l

---



# MAFI NATURAL WOOD FLOOR CARE SET

## SHORT INFO • STARTER SET FOR CARE AND REFRESH

The care set combines the Wood Floor Soap for regular care and the Care Oil Balsam for refreshing or polishing of mafi natural wood floors. Also included are a dosage pump for the soap container and a spray bottle for the Care Oil Balsam. The sheep's wool hand-pad is used for polishing. The mafi care slippers are made of sheep's wool and are a blessing for you and your floor.

---

### Version

natural or white

### Container Sizes

2,5 l Wood Floor Soap natural or white  
2,5 l Care Oil Balsam natural or white  
1 Pair of sheep's wool slippers  
1 sheep's wool pad  
1 dosage pump  
0,5 l spray bottle  
1 Care instructions

---



# MAFI ANTI GREY DEEP CLEANER

## SHORT INFO • FOR SMALL STAIN REMOVAL

The mafi Anti Grey Deep Cleaner serves for the removal of different stains such as pet urine, oxidation traces, edges from flowerpots and similar, dark areas, and as additional aid for removal of old red wine stains and joint compound remains.

### Instructions:

The affected area is first moistened with water. Then the Anti Grey Deep Cleaner is applied with a small paint brush, allowed to soak for a short time and then washed off with water in combination with mafi Wood Floor Soap. The process can be repeated several times. **ATTENTION:** The Anti Grey Deep Cleaner bleaches the wood – therefore the soaking time should not be too long and all traces must be removed afterwards. The result is only visible once completely dry. A decision on a re-application should only be made on the basis of the visible wood colour thereafter.

---

### Version

Anti Grey Deep Cleaner

### Container Sizes

250 ml

---



# SPOT STOP GREASE STAIN REMOVER

## SHORT INFO • REMOVES FAT STAINS

The mafi Spot Stop quickly and easily removes fat stains from mafi Natural Wood Floors. [Dangerous good]

### Instructions:

1. Warm the fat stain briefly with a hairdryer - this re-liquifies the fat.
2. Spray the stain from about 20 cm away.
3. Allow to work for three minutes.
4. Then, wash the area with warm water and the relevant mafi wood floor soap (do not scrub!).
5. Once the area is dry, check to see if the stain has disappeared. Repeat the process if necessary.

---

**Version**  
Spot Stop

**Container Sizes**  
150 ml Spray can

---



# COTTON POCKET MOP

**SHORT INFO • UNIVERSAL MOP FOR SURFACE MOP. ALSO SUITABLE FOR SET ULTRASPEED PRO. HARMONIZATION OF THE WOOD FIBER.**

We strongly recommend using a cotton mop, as microfibers in particular will roughen the floor in the long run. Cotton, on the other hand, harmonizes the wood fibers and even polishes out small traces of use. mafi natural wood floors have a completely natural, non-layer forming surface. The natural material cotton harmonizes perfectly with the natural material wood.

---

**Length:** 40 cm

**Width:** 14,4 cm

---





# WIPING SYSTEM MAFI SET ULTRASPEED PRO

**SHORT INFO • WIPING SYSTEM FOR LARGER AREAS. TWO BUCKET PRINCIPLE. NO HAND CONTACT WITH A MOP NECESSARY.**

The complete Ultraspeed wet flat wiping system is a successful symbiosis of intensive cleaning and a revolutionary high-performance wringer. Well suited for large areas and commercial areas. By clamping the wiping mop to the flat wiper, the mop can be squeezed out and re-moistened without touching it.

---

## **The set contains**

mafi Ultraspeed Pro Mop Holder (40 cm)

mafi Ultraspeed Pro Telescopic Handle (100–180 cm)

mafi Ultraspeed Pro Double Bucket with Wringer (1 x 10 l + 1 x 25 l)

mafi Ultraspeed Pro Mop (cotton)

---



# HAND PADS

## SHORT INFO • CLEANING. POLISHING. GLOSS EFFECT

Our hand pads are used for the treatment of traces of use or stains. Depending on the application, a distinction is made between a white hand pad or a sheep wool pad.

The white hand pad is used for direct treatment of the affected area. Usually paired with warm water and the appropriate mafi wood floor soap, after treating the problem area, the wood is polished with light pressure in the lengthwise direction of the plank.

The sheep's wool hand pad is also used for repolishing, but in addition it provides a slight shine and also absorbs excess oil or conditioning oil balsam. Attention: The mafi wood floor oil is self-flammable – therefore all substances must be immersed in water immediately after use and disposed of outdoors.

For more stable handling, we also offer a hand pad holder suitable for both the white and sheep wool hand pads.

---

### **Pads:**

Length: 280 mm

Width: 150 mm

Thickness: 10–15 mm

### **Hand pad holder:**

Length: 280 mm

Width: 150 mm

---





## ROOM CLIMATE

mafi natural wood floors are manufactured with an open-pored and non-film forming surface treatment. Thus the wood is not impaired in its breathability. Take note also that wood is a natural substance which is affected by its surrounding temperature and humidity.

Thanks to these open pores, the air circulates in a special way. The floor absorbs humidity and can release it again. With a sustainable effect: the wood filters out pollutants from the air during this process.

Cleaning with warm water and wood floor soap gives the floor additional moisture, which also has a positive effect on the indoor air. In parallel, the soaps high fat content ensures that fine dust particles can be easily wiped away. Especially people with allergies benefit from these advantages. In addition, the ecological natural wood floors bring a special cosiness and pleasant climate into living.

At a higher surrounding humidity, every wooden floor absorbs humidity and expands. During periods of lower humidity, such as is the case during the winter heating months, the wood releases humidity and contracts – gaps may appear. In the winter months it is sensible to decrease the under-floor heating temperature some time before the floor is wiped.

mafi's symmetrical plank construction drastically reduces this effect. However, gaps may still appear in rooms with under-floor heating when the humidity sinks too far. Don't see this as negative, but rather as a sign of the naturalness of your wooden floor. A good room climate is also necessary for one's comfort.

During the non-heating periods, the gaps will close up again. There are many ways to regulate the humidity. Aside from room plants and regular airing, humidifiers have also shown to be helpful.

The surface temperature of the floor should never be above 29° C. The ideal humidity for you and your floor is between 40–60 % at 21° C room temperature. If the room climate is outside of these parameters for a longer period of time, damage to the wooden floor can occur, such as dry cracks.



# SIGNS OF USE AND STAINS

## TIME FACTOR

Small traces of wear along with dirt disappear over time due to the combination of water and soap. The time factor generally plays an important part here. mafi floors are natural wood products and have, to a certain degree, the ability to regenerate.



## DARK STAINS

Dark stains are mostly caused as a reaction to external influences with wood components such as the tannic acid in oak. Oxidation, urine or other stains of this type can be easily removed.



## GREASE STAINS

Where there is gouging, there are shavings, and where there is cooking, there is sometimes a splash of grease on the floor. As with all stains, a well-maintained mafi natural wood floor is significantly less sensitive than dry wood. However, if hot grease in particular causes stains, they can be removed from the wood with our aids.



## SPLINTERING

Should there be any splintering in the wood when objects are dropped, it can be repaired locally without having to rework the entire surface. Even small indentations disappear on their own with a little time.

# TIPS AND TRICKS

## VULCANO FLOOR SHADING

The noble, darker colours of the Vulcano floors are achieved with a special thermo treatment without the use of any chemicals. As the floor remains completely natural, it's necessary to use heavy UV-radiation shading to prevent any lightening of the wood.

## COLOR DIFFERENCES IN LEACHED FLOORS:

After applying the lye, the different resin content of the woods causes the individual planks to change their color shading. Especially shortly after the lyeing process and re-oiling, the planks show clear color differences. UV exposure and care with mafi wood floor soap will make the overall surface appearance more uniform again after approx. 6 months from installation.

## INDIVIDUAL COLOURING

The mafi Wood Floor Soap is available in different colour versions which can be chosen either completely individually or fitting to the colour of the floor. In this way, you can easily change colour nuances.

## FRESHENING

The use of the mafi Care Oil Balsam in our care products allows for an excellent way to easily and quickly refresh the floor. The balsam dries much quicker than the conventional mafi Wood Floor Oil and the floor can then be used earlier. The balsam can also be used in advance to counteract heavy use requirements.

# SERVICE

mafi makes available a mobile team of fast, competent and flexible experts at your disposal to deliver on-site professional care for your mafi floor. This service is only bookable within Austria, Germany, Switzerland and Northern Italy. Further destinations can be offered on an individual enquiry basis. In some cases, our regional mafi partners also offer comparable services on site.

The basic package contains a comprehensive care programme for your natural wood floor.

**Additional services are also available on request:**

- Treatment and removal of tough dirty areas/stains
- Treatment and repair of mechanical surface damage
- Basic cleaning by means of mafi special cleaner
- Follow-on treatment with mafi Natural Wood Floor Oil
- Treatment with mafi Care Oil Balsam
- On-site training of cleaning personnel

There is also the possibility to book a recurring service subscription. We will gladly inform and advise you at: [service@mafi.com](mailto:service@mafi.com) or +43 7746 2711.



# MAFI MEMBERS CLUB AND FLOOR REGISTRATION

Together with every mafi natural wooden floor from our price list, we deliver a mafi Pass. Therein you will find a registration number for your natural wooden floor, along with other useful information. At [www.mafi.com](http://www.mafi.com) you can register your floor and become part of the mafi members club.

The no-cost membership provides for a personal consultation, even after purchasing.

## All advantages at a glance

- One-off voucher for the mafi Webshop for delivery to Austria, Germany, Italy and Luxembourg
- Welcome present sent directly to your home
- Certificate of Authenticity
- Option to take part in competitions
- Exclusive invitations to events
- Special offers in our Webshop only for members
- Mailings about benefits, care or new products
- Personal mafi members club consultant

Please note that special productions including dimensions, surfaces or installation patterns may not be registered.

## FLOOR REGISTRATION



### LIABILITY DISCLAIMER

All misprints, errors and changes reserved.

All details on the part of mafi on possible damages and complaints are based on experience with former projects. Even detailed image material does not suffice as a rule, to capture all the required problem information. Written or verbal information can therefore only be used to reflect the initial problem solving approach. Only after an on-site inspection by a mafi recognised expert can a definitive statement be made. Pictures Copyright: Ingo Pertramer, Mathias Lixl, Ortwin Klipp, Joe Kusumoto, mafi.com





**Declare.**







**mafi**

WALK ON ART